



Improving visual consistency in Collabora Online

By Pedro Pinto Silva
Designer at Collabora Productivity

@PedroPS



OPENSUSE-LIBREOFFICE CONF'20





Improving visual consistency in Collabora Online

By Pedro Pinto Silva
Designer at Collabora Productivity

@PedroPS



OPENSUSE-LIBREOFFICE CONF'20



Improving visual consistency in Collabora Online

What?



Collabora
Office

OPENSUSE-LIBREOFFICE CONF'20



Improving visual consistency in Collabora Online

What?

How to?



Collabora
Office

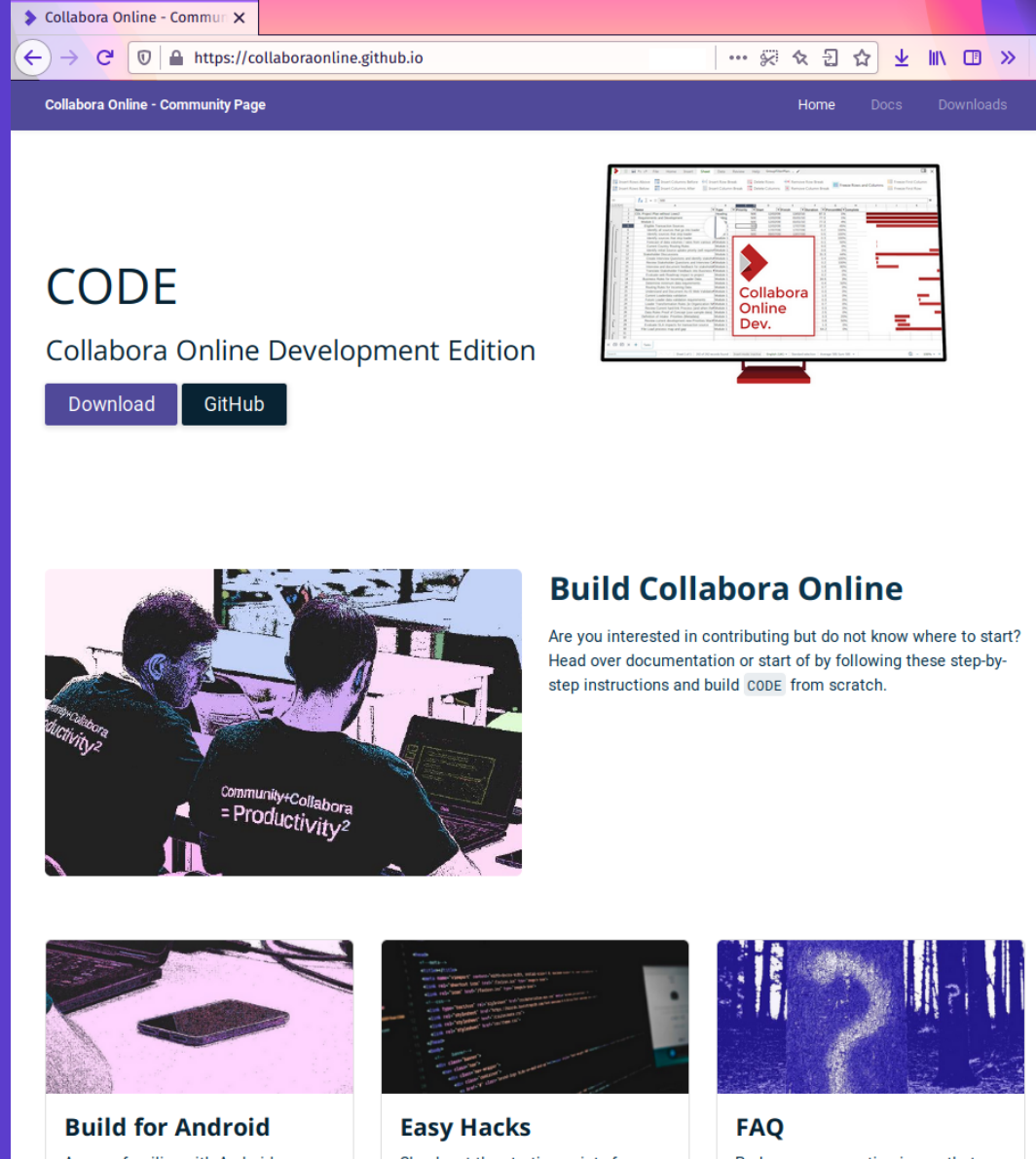
OPENSUSE-LIBREOFFICE CONF'20



Improving visual consistency in Collabora Online

What?

How to?




Collabora Online - Community Page

Home Docs Downloads

CODE

Collabora Online Development Edition

[Download](#) [GitHub](#)



Build Collabora Online

Are you interested in contributing but do not know where to start? Head over documentation or start of by following these step-by-step instructions and build `CODE` from scratch.

Build for Android

App for mobile with Android

Easy Hacks

Check out the interesting ideas

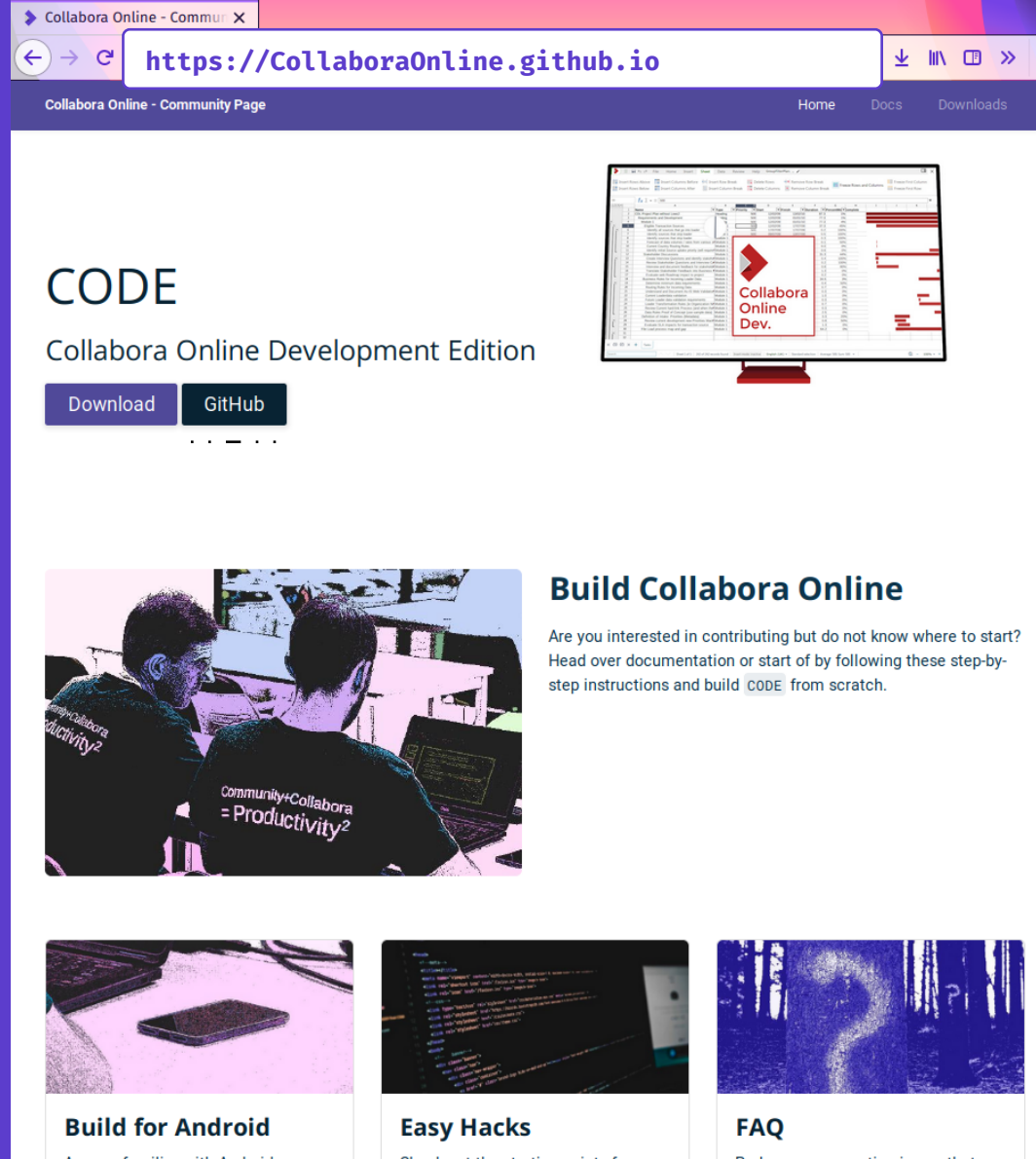
FAQ

Read the questions that

Improving visual consistency in Collabora Online

What?

How to?



The screenshot shows the GitHub repository page for Collabora Online Development Edition. The browser address bar displays `https://CollaboraOnline.github.io`. The page header includes navigation links for Home, Docs, and Downloads. The main content area features a 'CODE' section with a 'Collabora Online Dev.' logo on a monitor image. Below this are 'Download' and 'GitHub' buttons. A section titled 'Build Collabora Online' includes an image of two people in 'Community+Collabora = Productivity²' t-shirts and text encouraging contributions. At the bottom, there are three featured articles: 'Build for Android', 'Easy Hacks', and 'FAQ'.

Collabora Online - Community Page

Home Docs Downloads

CODE

Collabora Online Development Edition

Download GitHub

Build Collabora Online

Are you interested in contributing but do not know where to start? Head over documentation or start of by following these step-by-step instructions and build `CODE` from scratch.

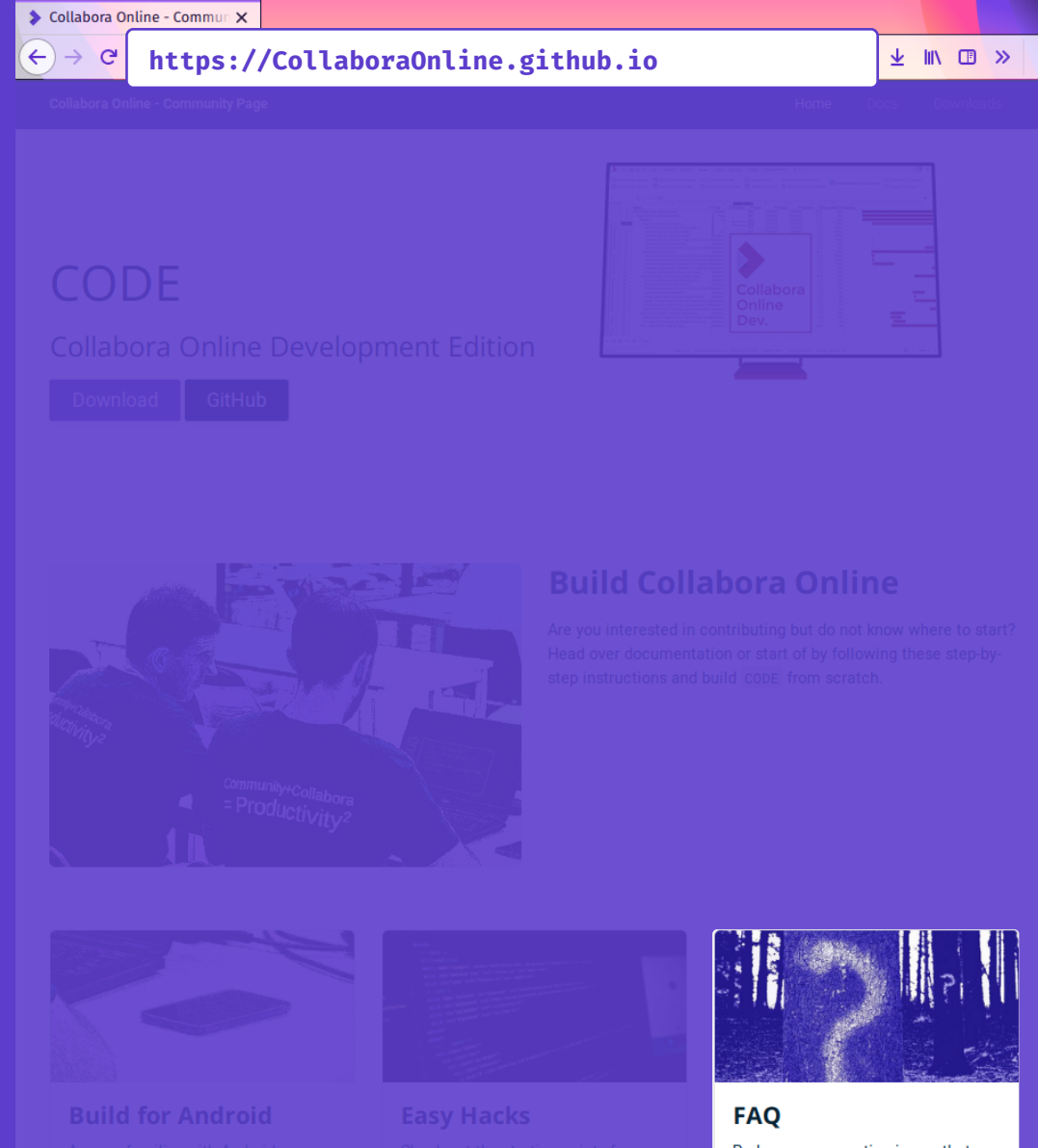
Build for Android

Easy Hacks

FAQ

Improving visual consistency in Collabora Online

online collaboration office suite with great support for all major document, spreadsheet and presentation file formats. It is based on LibreOffice and used in combination with software for managing, sharing, files.



Improving visual consistency in Collabora Online

Choose your distro ▾

- openSUSE
- Ubuntu
- Fedora
- General Instructions

Build on openSUSE

Collabora Online has been prepared for and tested on openSUSE Leap 15.1. You may need to make adjustments for other releases.

Dependencies

We need LibreOffice core, POCO library and several other libraries and tools to build `CODE`. Open a terminal and follow the steps below

```
zypper install http://download.opensuse.org/repositories/devel:/libraries:/c_c++/openSUSE_Leap
```


Collabora Online - Community Page

Home News Downloads

CODE


Collabora Online Development Edition

Download GitHub



Build Collabora Online

Are you interested in contributing but do not know where to start? Head over documentation or start off by following these step-by-step instructions and build `CODE` from scratch.



Build for Android




Access files with Android

Easy Hacks


Check out the interesting stuff

FAQ

Read the most common questions that




Visual consistency



Visual consistency



Interface decisions



In code structure

Visual consistency



Component x



Improving UX → cleaner CSS

Markup

Split it in different files

Removing redundant rules across all files

Avoiding guessing the device with CSS queries

Automatically inspect files

Unify formatting

Fix stylistic errors and reduce declarations

Exclude few exceptions

Inspect it at every › `make run`

```
# menubar.css
# mobilewizard.css
# notebookbar.css
# partsPreviewControl.css
# scrollbar.css
# searchControl.css
# selectionMarkers.css
# sidebar.css
# spreadsheet.css
# toolbar-mobile.css
# toolbar.css
# vex.css
# w2ui-1.5.rc1.css
# writer-mobile.css
# writer.css
```

Improving UX → cleaner CSS

Markup

Split it in different files

Removing redundant rules across all files

Avoiding guessing the device with CSS queries

Automatically inspect files

Unify formatting

Fix stylistic errors and reduce declarations

Exclude few exceptions

Inspect it at every › `make run`

```
#spreadsheet-toolbar {  
    bottom: 0;  
}  
...  
#spreadsheet-toolbar {  
    background-color: #fbfbfb;  
    border-top: 1px solid #eceff4;  
    height: 40px;  
    padding-top: 6px;  
    padding-left: 1px;  
    padding-bottom: 0px;  
    padding-right: 0px;  
}
```

Improving UX → cleaner CSS

Markup

Split it in different files

Removing redundant rules across all files

Avoiding guessing the device with CSS queries

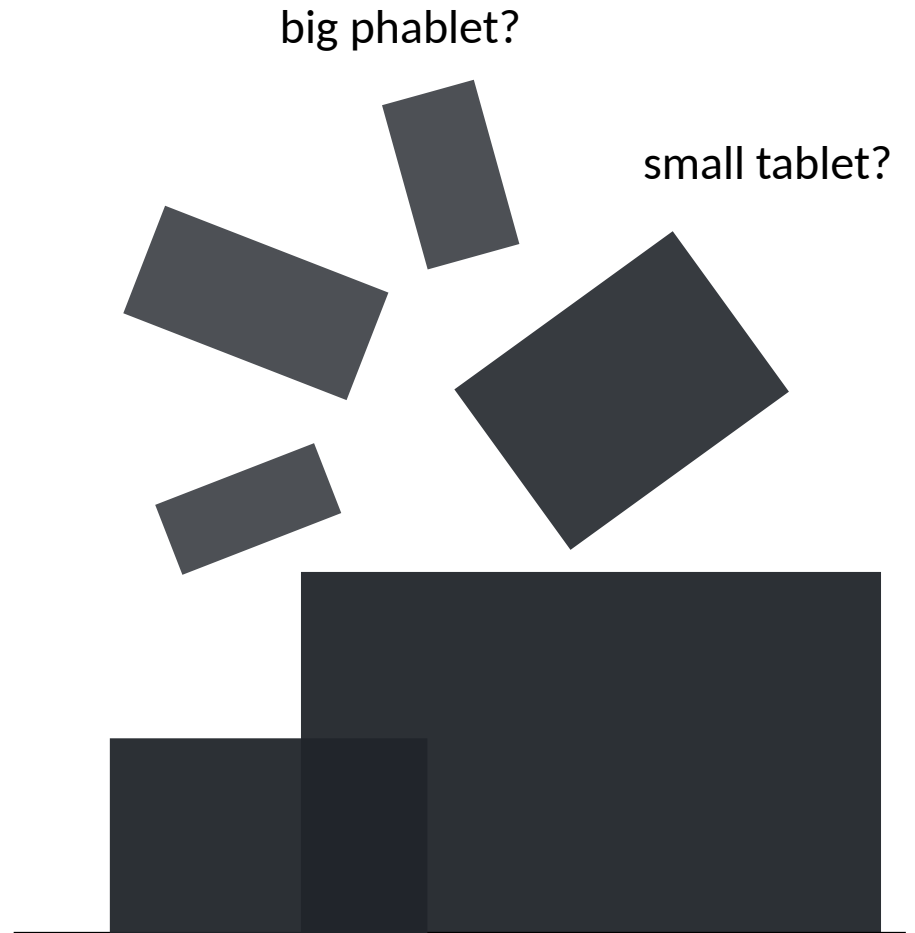
Automatically inspect files

Unify formatting

Fix stylistic errors and reduce declarations

Exclude few exceptions

Inspect it at every `> make run`



Improving UX → cleaner CSS

Markup

Split it in different files

Removing redundant rules across all files

Avoiding guessing the device with CSS queries

Automatically inspect files

Unify formatting


Fix stylistic errors and reduce declarations

Exclude few exceptions

Inspect it at every `> make run`

CSS: it's a tablet!

JS: it's a phone!



Improving UX → cleaner CSS

Markup

Split it in different files

Removing redundant rules across all files

Avoiding guessing the device with CSS queries

Automatically inspect files

Unify formatting

Fix stylistic errors and reduce declarations

Exclude few exceptions

Inspect it at every › `make run`

CSS: it's a tablet!

JS: let me think

```
isMobile: function() {  
  ...  
  Return L.Browser.mobile &&  
    (screen.width < w || screen.height < h)  
}  
isTablet: function() {  
  ...  
  return L.Browser.mobile &&  
    !window.mode.isMobile();  
}
```



Improving UX → cleaner CSS

Markup

Split it in different files

Removing redundant rules across all files

Avoiding guessing the device with CSS queries

Automatically inspect files

Unify formatting

Fix stylistic errors and reduce declarations

Exclude few exceptions

Inspect it at every › `make run`



stylelint.io

- Fix space inconsistencies before !
- Fix space inconsistencies after colon
- Fix space inconsistencies after and before combinator (>, +, ~)
- Invalid calc operations

Improving UX → cleaner CSS

Markup

Split it in different files

Removing redundant rules across all files

Avoiding guessing the device with CSS queries

Automatically inspect files

Unify formatting

Fix stylistic errors and reduce declarations

Exclude few exceptions

Inspect it at every › `make run`



stylelint.io

- Fix space inconsistencies before !
- Fix space inconsistencies after colon
- Fix space inconsistencies after and before combinator (>, +, ~)
- Invalid calc operations
- ...
- Many rules added to json

Improving UX → cleaner CSS

Markup

Split it in different files

Removing redundant rules across all files

Avoiding guessing the device with CSS queries

Automatically inspect files

Unify formatting

Fix stylistic errors and reduce declarations

Exclude few exceptions

Inspect it at every › `make run`



stylelint.io

- Fix space inconsistencies before !
- Fix space inconsistencies after colon
- Fix space inconsistencies after and before combinator (>, +, ~)
- Invalid calc operations
- ...
- Many rules added to json
- Exclude 3rd party files

Improving UX → cleaner CSS

Markup

Split it in different files

Removing redundant rules across all files

Avoiding guessing the device with CSS queries

Automatically inspect files

Unify formatting

Fix stylistic errors and reduce declarations

Exclude few exceptions

Inspect it at every › **make run**

```
Checking for admin JS errors...
```

```
~/online/scripts/unocommands.py --check  
~/online
```

```
Checking for CSS errors...
```

```
css/device-mobile.css
```

```
581:1 ✘ Unexpected duplicate selector  
"#toolbar-up .checked", first used at line  
479 no-duplicate-selectors
```

```
Checking for lleaflet JS errors...
```

Visual consistency



Make it crystal clear



Cleaning up JS → UX

Decrease redundancy

Use the same dialog type for more places (Thanks Pranam!)

An opportunity to bring more features to mobile


Lots of great work from Szymon!

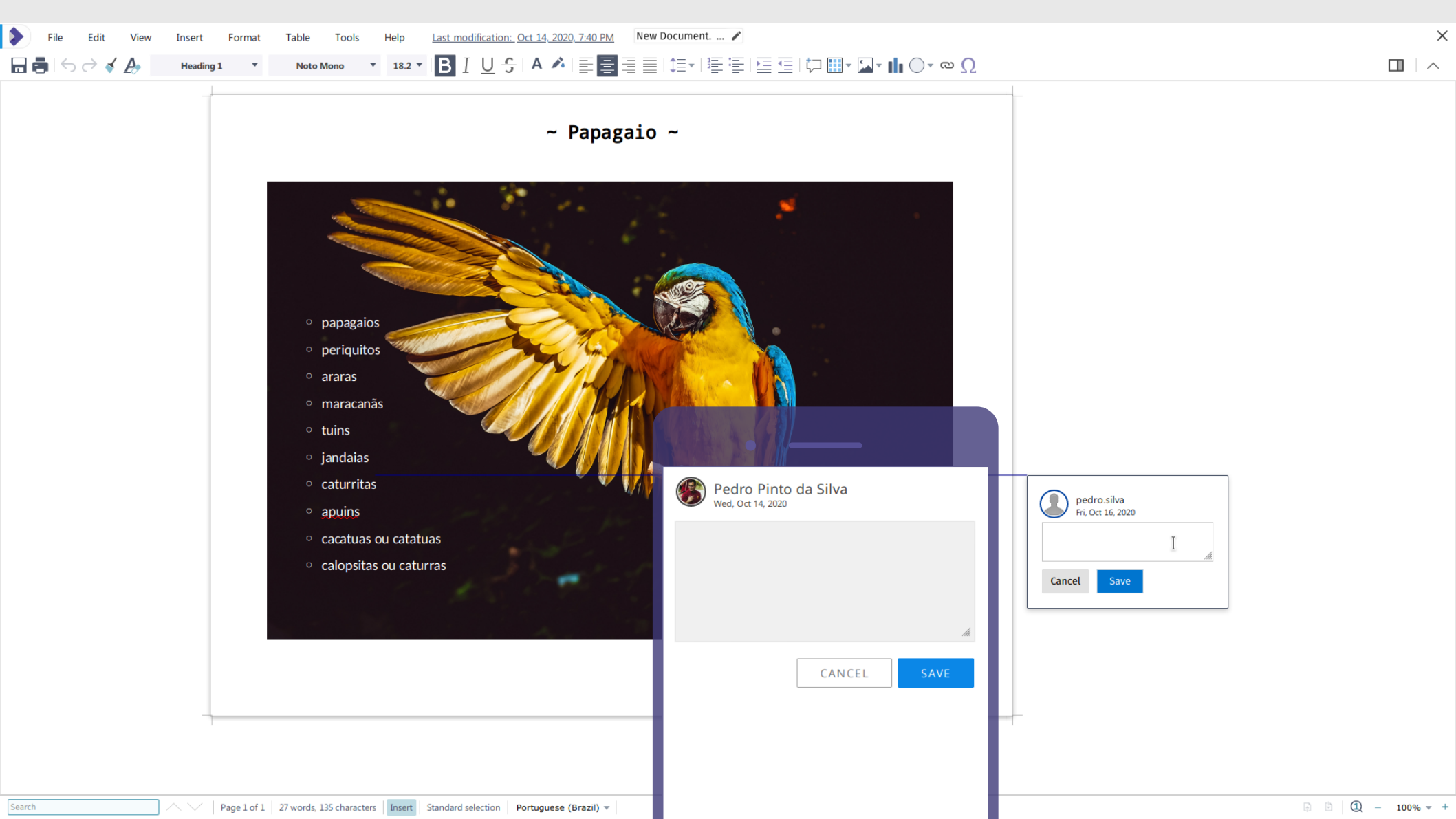
Fixing/Unifying units used for input fields, spinners etc

~ Papagaio ~

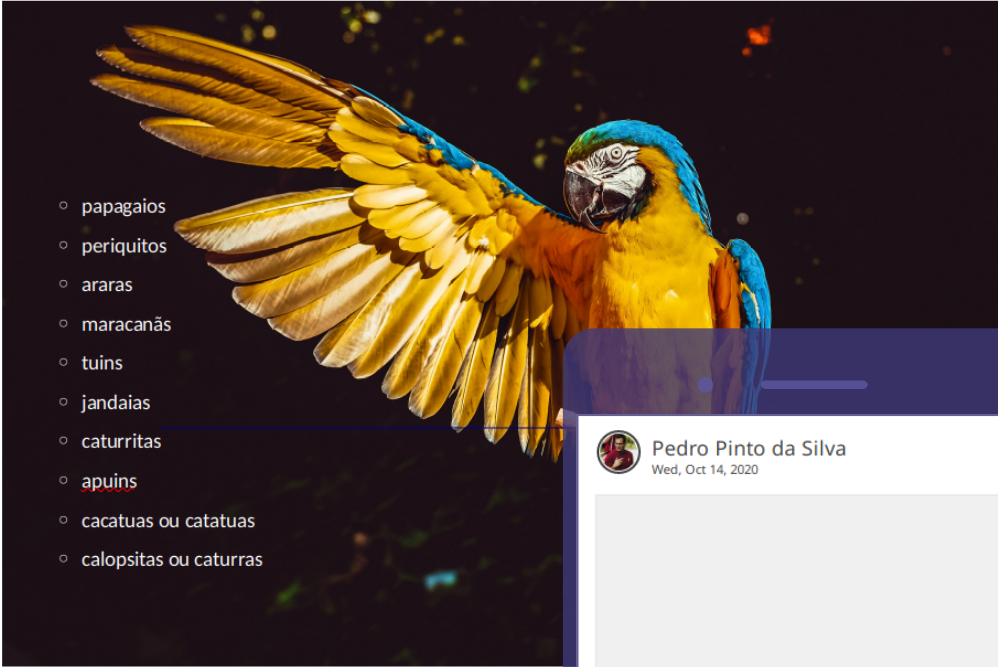


- papagaios
- periquitos
- araras
- maracanãs
- tuins
- jandaia
- caturritas
- apuins
- cacatuas ou catatuas
- calopsitas ou caturras


 **pedro.silva**
Fri, Oct 16, 2020




~ Papagaio ~




- o papagaios
- o periquitos
- o araras
- o maracanãs
- o tuins
- o jandaias
- o caturritas
- o apuins
- o cacatuas ou catatuas
- o calopsitas ou caturras

 **Pedro Pinto da Silva**
Wed, Oct 14, 2020


 **pedro.silva**
Fri, Oct 16, 2020

I

 pedro.silva
Fri, Oct 16, 2020

Missing place of origin

Cancel Save


 pedro.silva
Fri, Oct 16, 2020

Missing place of origin and what about adding some links :)


Cancel Save

 pedro.silva
Fri, Oct 16, 2020


hm shouldn't we change the title?

 pedro.silva
Fri, Oct 16, 2020

Interesting!


 pedro.silva
Fri, Oct 16, 2020

yes they really are something


 pedro.silva
Fri, Oct 16, 2020

hm shouldn't we change the title?


Open menu

 pedro.silva
Fri, Oct 16, 2020


Interesting!

 pedro.silva
Fri, Oct 16, 2020


yes they really are something

 Pedro Silva
Fri, Oct 16, 2020


Insert "pl."

 Pedro Silva
Fri, Oct 16, 2020

Insert "Wikipedi...apagaio"
wrong url

 pedro.silva
Fri, Oct 16, 2020

Interesting!

 pedro.silva
Fri, Oct 16, 2020

yes they really are something

Cleaning up JS → UX

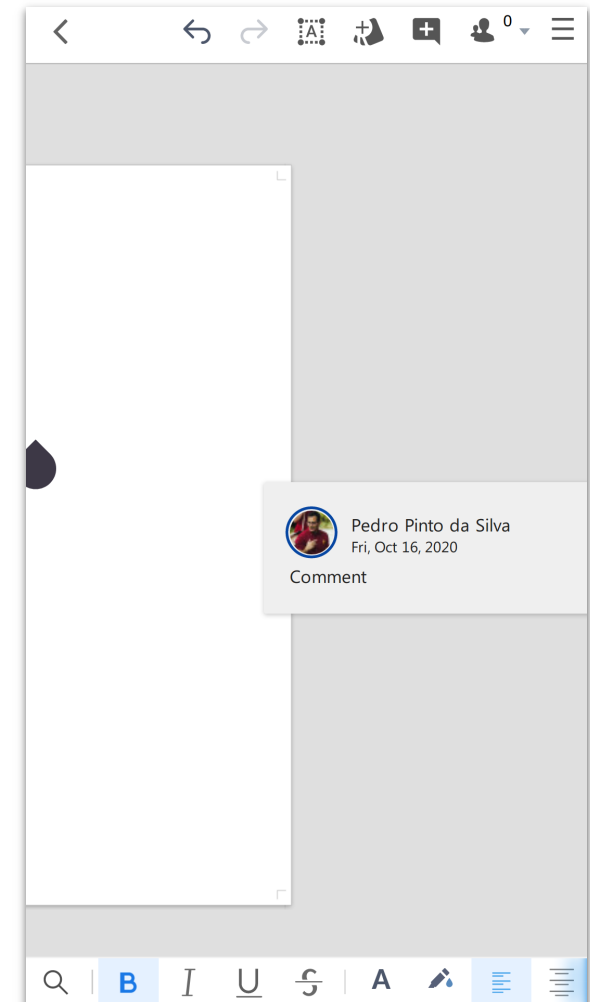
Decrease redundancy

Use the same dialog type for more places (Thanks Pranam!)

An opportunity to bring more features to mobile

Lots of great work from Szymon!

Fixing/Unifying units used for input fields, spinners etc



Cleaning up JS → UX

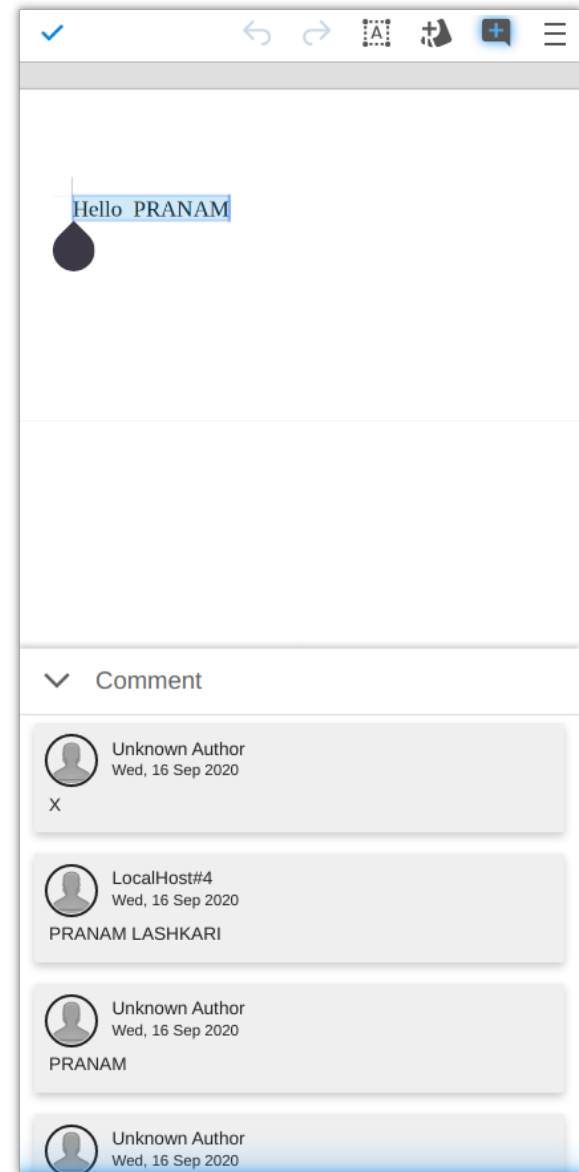
Decrease redundancy

Use the same dialog type for more places (Thanks Pranam!)

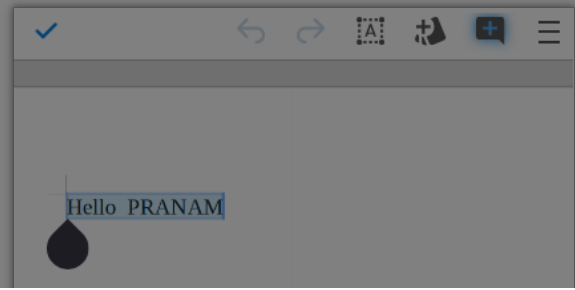
An opportunity to bring more features to mobile (WIP)

Lots of great work from Szymon!

Fixing/Unifying units used for input fields, spinners etc



Cleaning up JS → UX



! Mobile: Create new top bar comment icon

5

Easy Hack

Hacktoberfest

design

good first issue

phone

#202 opened 7 days ago by pedropintosilva

<https://collaboraonline.github.io/post/easyhacks/>

Unknown Author
Wed, 16 Sep 2020

X

LocalHost#4
Wed, 16 Sep 2020

PRANAM LASHKARI

Unknown Author
Wed, 16 Sep 2020

PRANAM

Unknown Author
Wed, 16 Sep 2020

Cleaning up JS → UX

Decrease redundancy

Use the same dialog type for more places

An opportunity to bring more features to mobile (Thanks Pranam!)

Lots of great work from Szymon!

Fixing/Unifying units used for input fields, spinners etc

Cleaning up JS → UX

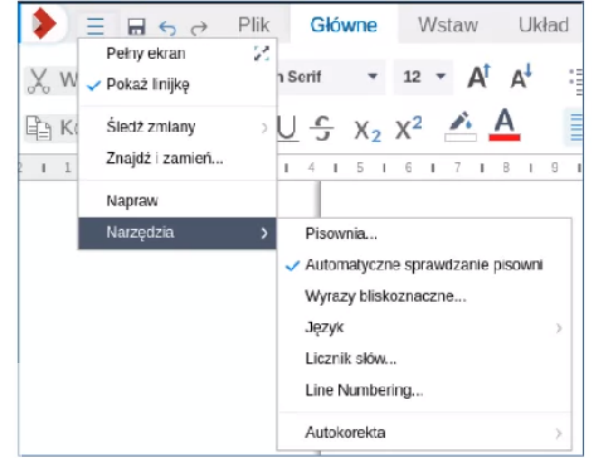
Decrease redundancy

Use the same dialog type for more places

An opportunity to bring more features to mobile (Thanks Pranam!)

Lots of great work from Szymon!

Fixing/Unifying units used for input fields, spinners etc



Hamburger menu

Cleaning up JS → UX

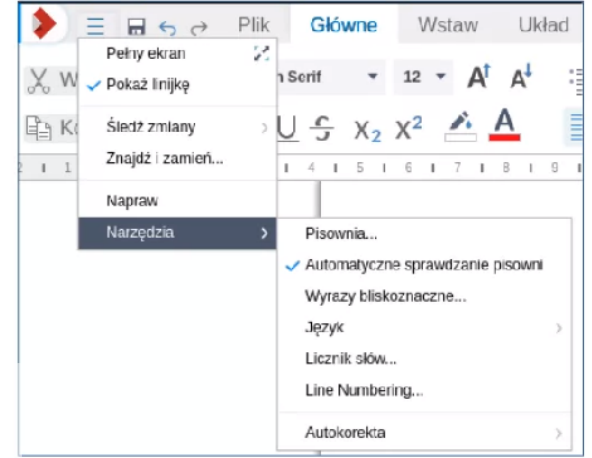
Decrease redundancy

Use the same dialog type for more places

An opportunity to bring more features to mobile (Thanks Pranam!)

Lots of great work from Szymon!

Fixing/Unifying units used for input fields, spinners etc



Hamburger menu



Color pickers

Cleaning up JS → UX

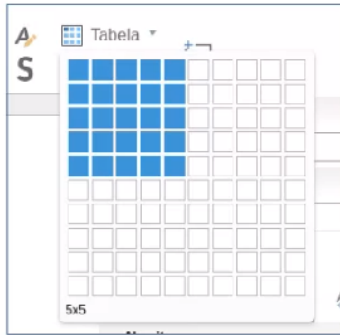
Decrease redundancy

Use the same dialog type for more places

An opportunity to bring more features to mobile (Thanks Pranam!)

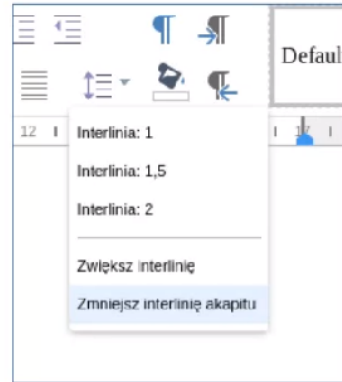
Lots of great work from Szymon!

Fixing,

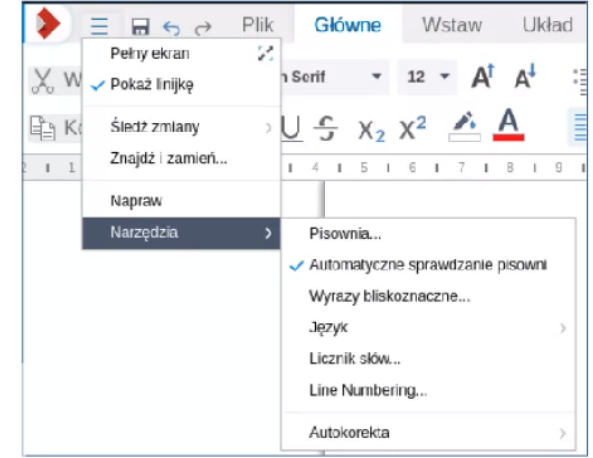


Insert table dropdown

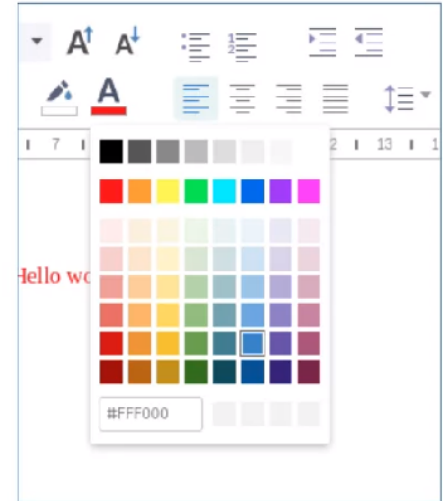
for input fields



Line spacing dropdown



Hamburger menu



Color pickers

Cleaning up JS → UX

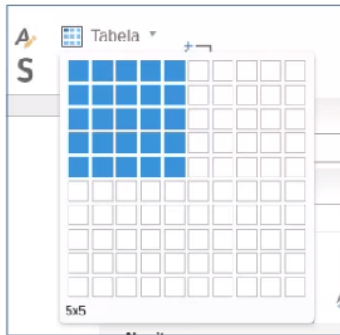
Decrease redundancy

Use the same dialog type for more places

An opportunity to bring more features to mobile (Thanks P

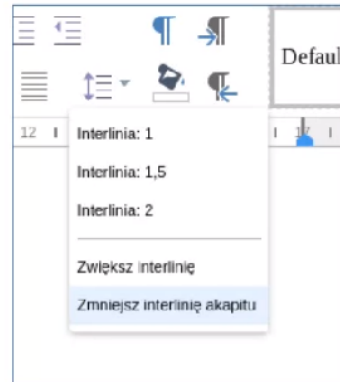
Lots of great work from Szymon!

Fixing,

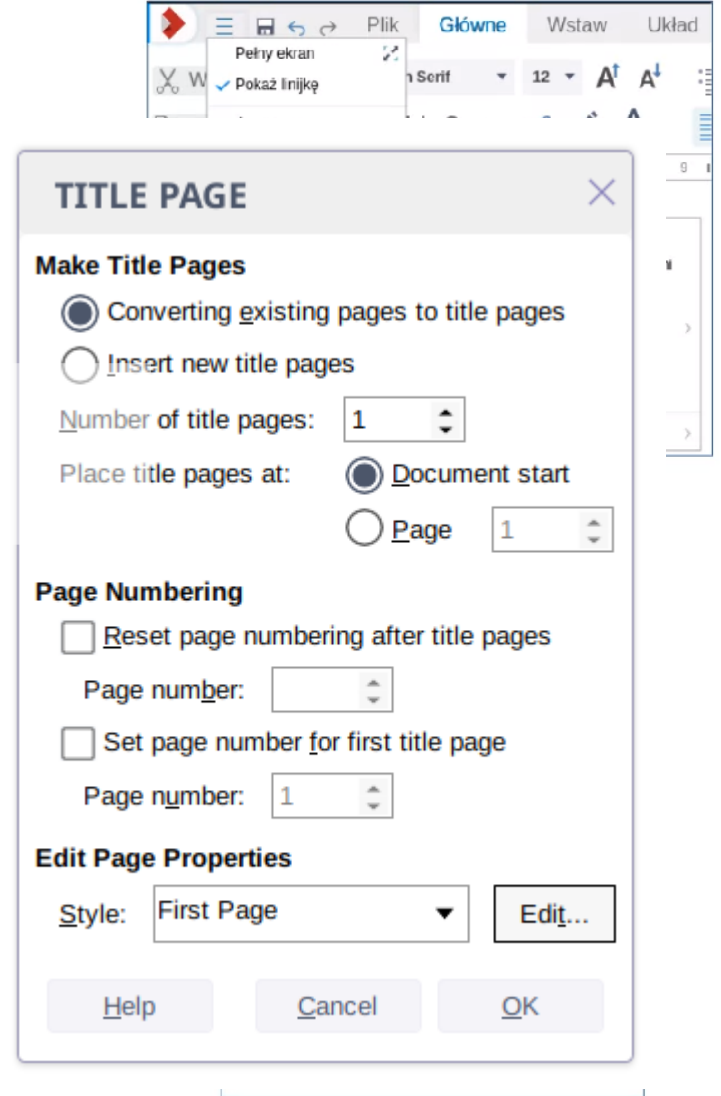


Insert table dropdown

for input fie



Line spacing dropdown



Color pickers

Cleaning up .


Decrease redundancy

Use the same dialog

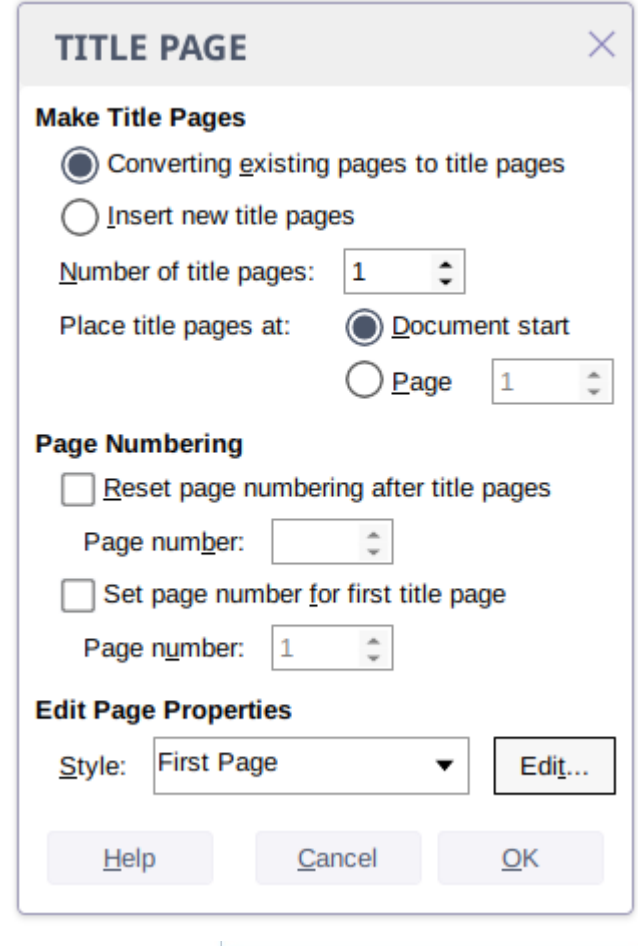
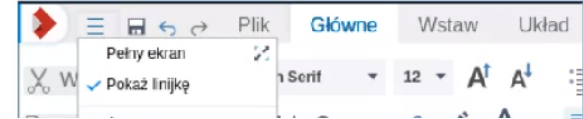
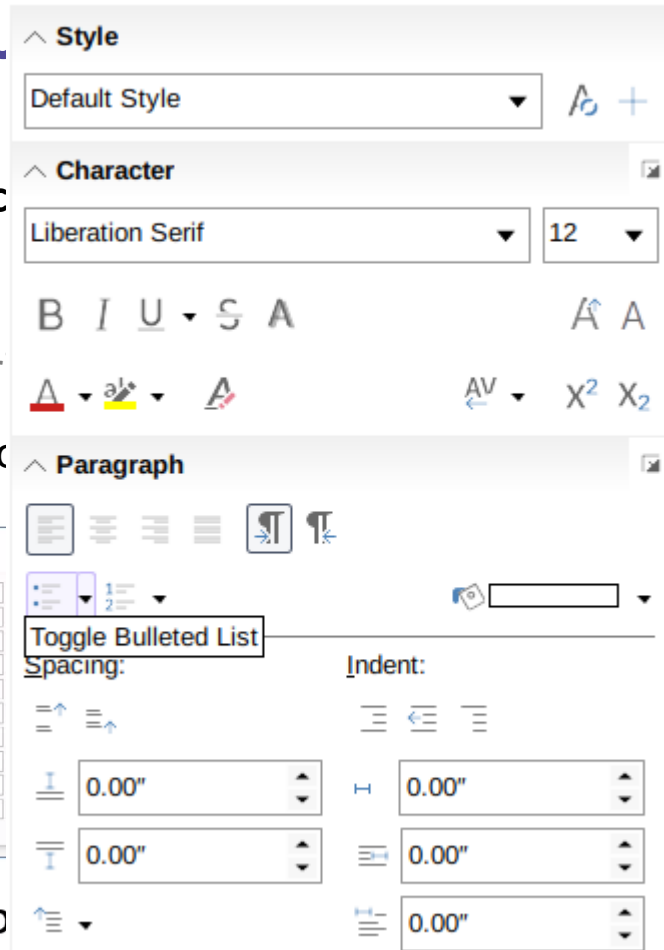
An opportunity to bring

Lots of great work from

Fixing,



Insert table dropdown



Color pickers

Cleaning up JS → UX

Decrease redundancy

Use the same dialog type for more places

Use ^ to bring more features to mobile (Thanks Pranam!)

Lots of great work from Szymon!

Fixing/Unifying units used for input fields, spinners etc

Page

Size:

Letter >

Width:

8.5 " - +

Height:

11 " - +

Number Format

Date >

% 0.0

Decimal places:

0.0 0 - +

Leading zeroes:

0.0 0 - +

Navigation icons: back, forward, text, image, plus, menu

Position and Size

Keep ratio

0.00° >

Flip:

Arrange:

Navigation icons: back, forward, text, image, plus, menu

Position and Size

Width:

317 " - +

Height:

940 " - +

Keep ratio

0.00° >

Opening PDF

Working closely with partners

Providing a clear interface

Making sure the whole workflow is known

Thanks for the great effort on the technical side Tomaz Vajngerl (quikee)!

col.la/partners

Big thanks to ownCloud (PDF search)
and Microfocus (annotations) for
sponsoring this ♥♥



The screenshot shows the Nextcloud file manager interface. The top navigation bar is blue and contains icons for home, folder, lightning bolt, search, mail, users, calendar, and a profile icon. Below the navigation bar, there is a table of files with columns for Name, Size, and Modified. A file named "Nextcloud Manual.pdf" is highlighted, and a context menu is open over it, showing options like "Remove from favorites", "Details", "Rename", "Move or copy", "Download", "Edit with Collabora Online", "View in folder", and "Delete file".

Name	Size	Modified
Nextcloud Manual.pdf	6.5 MB	a month ago

- ★ Remove from favorites
- i Details
- ✎ Rename
- 📁 Move or copy
- ↓ Download
- ✎ Edit with Collabora Online
- 📁 View in folder
- 🗑 Delete file

The screenshot shows the ownCloud file manager interface. The top navigation bar is dark blue and contains the ownCloud logo, the text "ownCloud", and a search icon with the user name "pedro.silva". Below the navigation bar, there is a sidebar with navigation options like "All files", "Favorites", "Shared with you", "Shared with others", "Shared by link", "Tags", and "External storage". The main area shows a table of files with columns for Name, Size, and Modified. A file named "ownCloud Manual.pdf" is highlighted, and a mouse cursor is pointing at it.

Name	Size	Modified
ownCloud Manual.pdf	4.7 MB	2 years ago

Opening PDF

Working closely with partners

Providing a clear interface

Making sure the whole workflow is known

Thanks for the great effort on the technical side Tomaz Vajngerl (quikee)!

Collabora LibreOffice SUSE

Making Online trivial to setup

Muhammet Kara
Software Eng. at Collabora Productivity

2020

Muhammet Kara

Key:

- Collabora Productivity
- SUSE
- LibreOffice
- Fedora
- Datto
- Admin
- Riess Applications
- Required Magic

Collabora Online?

- Collabora Online
- Collabora Online Desktop
- Collabora Online Server
- Collabora Online Mobile
- Collabora Online Cloud

So how do I get it?

Options:

- Self-hosted
- Cloud-hosted
- Hybrid

What Requirements

- Network
- Storage
- CPU
- RAM
- OS

Setup & Configuration

- Installation
- Configuration
- Updates
- Security
- Performance

Casual users: What?

- User interface
- Document editing
- Collaboration
- Security
- Performance

Is there an easier way?

- Cloud-hosted
- Self-hosted
- Hybrid
- Managed
- Open Source

Oh, but wait...

- Security
- Performance
- Updates
- Configuration
- Integration



Collabora



LibreOffice
The Document Foundation



SUSE

Making Online trivial to setup

By Muhammet Kara
Software Eng. at Collabora Productivity

@muhamm3tkara



Collabora Office

OPENSUSE-LIBREOFFICE CONF'20













 **pedro.silva**
Fri, Oct 16, 2020
Setup @ page 6

- 1. This is some random document to test the notes.
- 2. Second paragraph.
- 3. Third paragraph.
- 4. Fourth paragraph.
- 5. Fifth paragraph.
- 6. Sixth paragraph.
- 7. Seventh paragraph.
- 8. Eighth paragraph.
- 9. Nineth paragraph.
- 10. Tenth paragraph.

This is some random document to test the notes.

Second paragraph.

Third paragraph.

Fourth paragraph.

Fifth paragraph.


Sixth paragraph.

Seventh paragraph.

Eighth paragraph.

Nineth paragraph.

Tenth paragraph.

 kenny
Wed, Jun 3, 2020
This is a note.

Opening PDF

Working closely with partners

Providing a clear interface

Making sure the whole workflow is known

Thanks for the great effort on the technical side Tomaz Vajngerl (quikee)!

Making Online Trivial to Setup - Muhammet Kara_commented.pdf - Okular <2>

Previous > Next 100% Zoom Out Zoom In Browse Zoom

Reviews

Search...

- Page 1
 - pe...
- Page 6
 - pe...
- Page 10
 - pe...
- Page 12
 - pe...

pedro.silva 16/10/2020 13:10

Setup @ page 6

By Muhammet Kara
Software Eng. at Collabora Productivity
@muhamm3tkara

Includes MySQL LINUX datto ADMIN fedora

Making Online Trivial to Setup - Muhammet Kara_commented.pdf - Adobe Reader

File Edit View Document Tools Window Help

Making Online T... | 1 / 22 | 44.5% | Find

Collabora LibreOffice SUSE

Making Online trivial to setup

By Muhammet Kara
Software Eng. at Collabora Productivity
@muhamm3tkara

OPENSUS-LIBREOFFICE CONF '20

MySQL LINUX datto ADMIN fedora TOXEDO messagelabs Required Magic

Expand All Next Show Sort By

- Page 1
 - pedro.silva Setup @ page 6 16/10/20 12:10:12
- Page 6
 - pedro.silva more info in the video 16/10/20 12:10:25

Making Online Trivial to Setup - ... 100%

Page 1

- pedro.silva Fri 16 Oct 2020
- Page 6
 - pedro.silva Fri 16 Oct 2020
- Page 10
 - pedro.silva Fri 16 Oct 2020
- Page 12
 - pedro.silva Fri 16 Oct 2020


pedro.silva

Setup @ page 6

Online TRIVIAL to setup

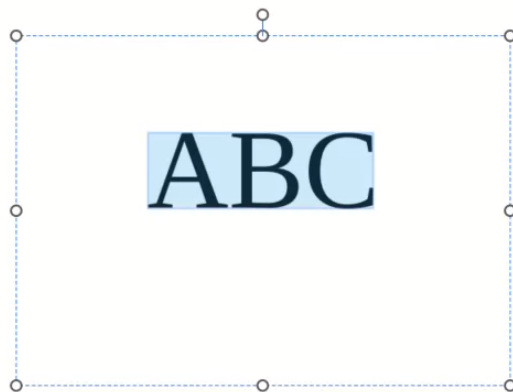
By Muhammet Kara
Software Eng. at Collabora Productivity
@muhamm3tkara

Includes MySQL LINUX datto ADMIN fedora



Title ABC

ABC 123 XYZ



He heard quiet steps behind him. That didn't bode well. Who could be following him this late at night and in this deadbeat part of town? And at this particular moment, just after he pulled off the big time and was making off with the greenbacks.

Opening PDF

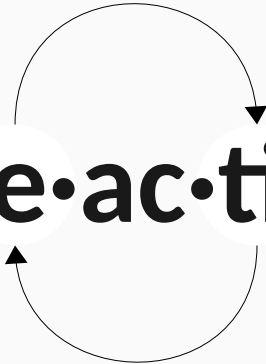
Working closely with partners

Providing a clear interface

Making sure the whole workflow is known

Thanks for the great effort on the technical side Tomaz Vajngerl (quikee)!

Re·ac·tion



Enabling

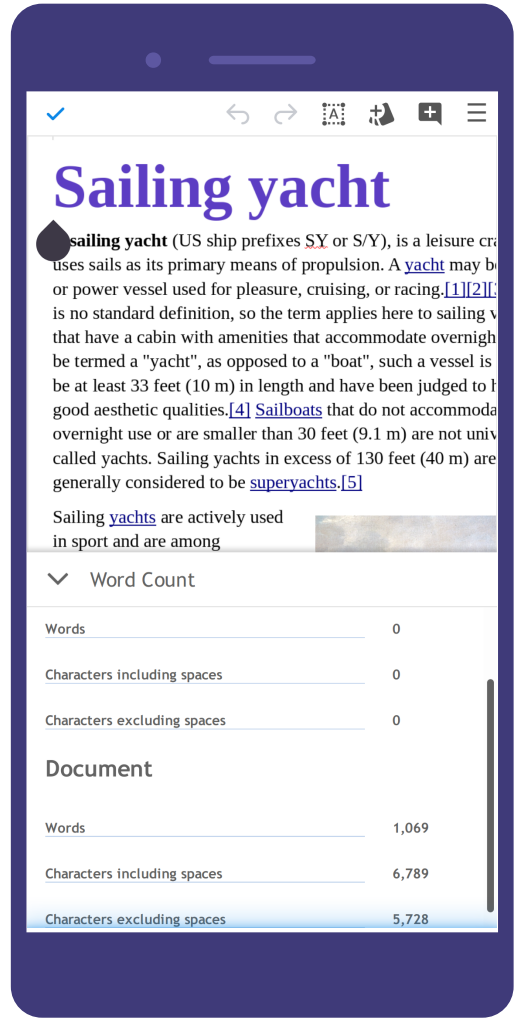
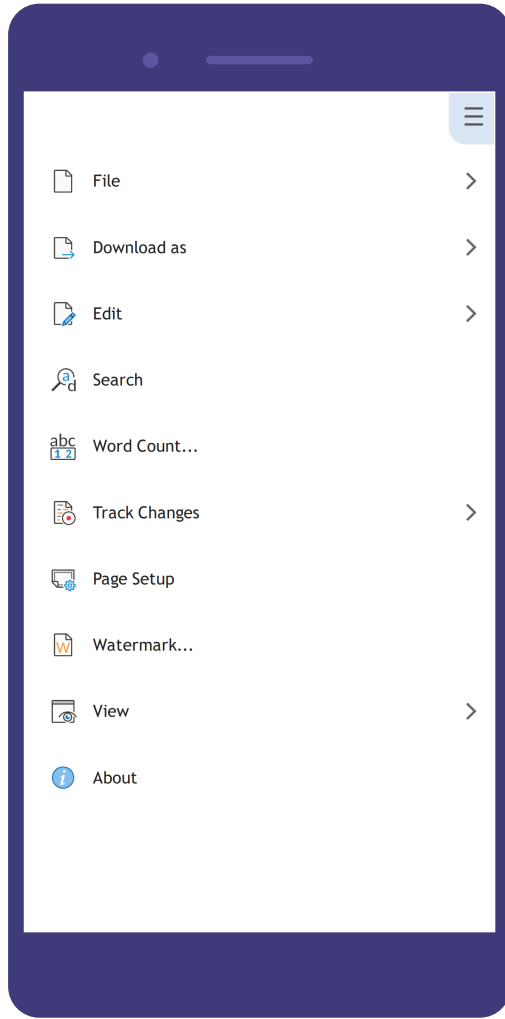



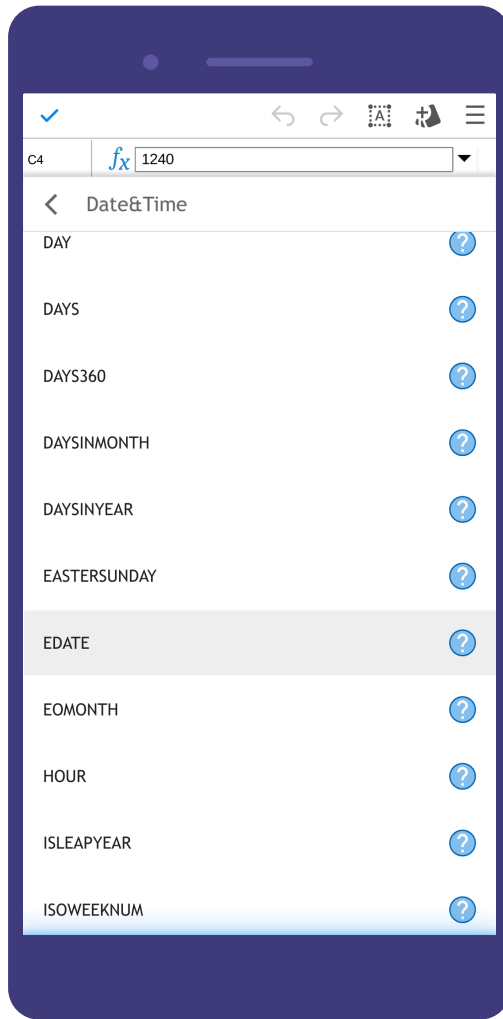
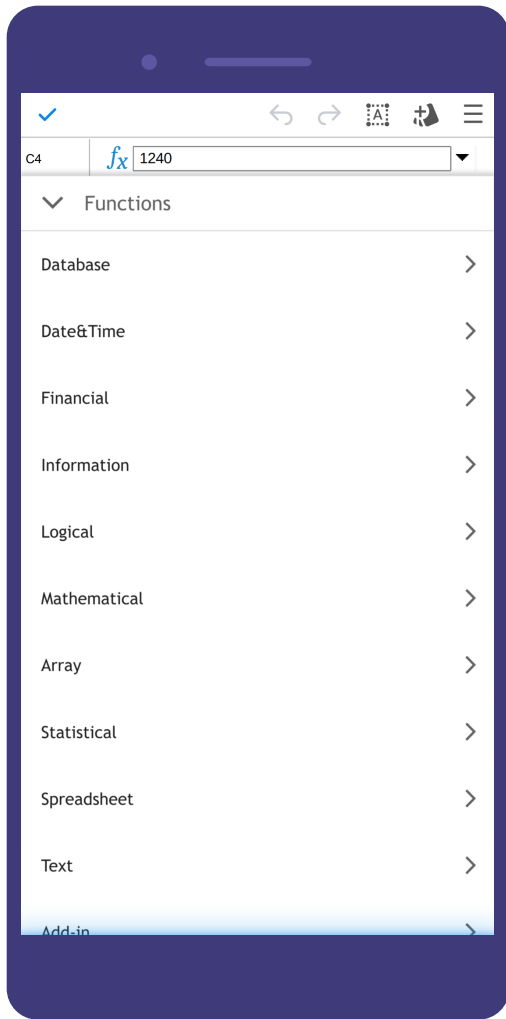
<http://col.la/foriOS>

<http://col.la/forAndroid>



Collabora Office
iOS & Android







So much to share!

Copy & paste anything from anywhere




Collabora Office

Collabora Office vs Google Docs - Copy & paste anything from anywhere
Collabora Office vs Google Docs • 3 / 3

^

Scale images on the go




Collabora Office

Collabora Office vs Google Docs - Scale images on the go
Collabora Office vs Google Docs • 1 / 3

^

Apply master slides on the go



Collabora Office

Collabora Office vs Google Docs - Apply master slides on the go
Collabora Office vs Google Docs • 2 / 3

^

<http://col.la/COvsDocs>

Flexibility



Flexible and friendly

New notebookbar

What about small factor laptops?

Classic still rocking and available

~ Papagaio ~



- o papagaios
- o periquitos
- o araras
- o maracanãs
- o tuins
- o jandaia
- o caturritas
- o apuins
- o cacatuas ou catatuas
- o calopsitas ou caturras

Style
Default Style

Character
DejaVu Serif 12

B I U **A** **A[↑] A[↓]**
A **AV** **X² X₂**

Paragraph

Spacing:
0.00"

Indent:
0.00"

~ Papagaio ~



- o papagaios
- o periquitos
- o araras
- o maracanãs
- o tuins
- o jandaia
- o caturritas
- o apuins
- o cacatuas ou catatuas
- o calopsitas ou caturras

Style: Default Style

Character: DejaVu Serif, 12

Paragraph: Bold, Italic, Underline, Text Alignment, Indentation

Spacing: 0.00"

Indent: 0.00"

- Full Screen
- Show Ruler
- Track Changes
- Find & Replace...
- Repair
- Tools
 - Spelling...
 - Automatic Spell Checking
 - Thesaurus...
 - Language
 - Word Count...
 - Line Numbering...
 - AutoCorrect

Print... See revision history

ODF text document (.odt) Word 2003 Document (.doc) PDF Document (.pdf)

Rich Text (.rtf) Word Document (.docx) EPUB (.epub)

1 1 1 2 1 3 1 4 1 5 1 6 1 7 1 8 1 9 1 10 1 11 1 12 1 13 1 14 1 15 1 16 1 17 1 18 1 19 1 20 1 21 1 22 1 23 1 24 1 25 1 26 1 27

~ Papagaio ~



- o papagaios
- o periquitos
- o araras
- o maracanãs
- o tuins
- o jandaia
- o caturritas
- o apuins
- o cacatuas ou catatuas
- o calopsitas ou caturras

Style

Default Style

Character

DejaVu Serif 12

B I U A A[↑] A[↓]

Paragraph

Spacing: 0.00" Indent: 0.00"

Sort Ascending
 Sort Descending
 Standard Filter
 Hide AutoFilter
 Group
 Ungroup
 Hide Details
 Show Details
 Validity

C4 $fx \sum = 1240$

	A	B	C	D	E	F	G	H	I	J	K	L	M	N	O	P	Q	R
1																		
2																		
3																		
4																		
5																		
6																		
7																		
8																		
9																		
10																		
11																		
12																		
13																		
14																		
15																		
16																		
17																		
18																		
19																		
20																		
21																		
22																		
23																		
24																		
25																		
26																		
27																		
28																		
29																		
30																		
31																		
32																		
33																		
34																		
35																		
36																		
37																		
38																		

FORMAT CELLS

Numbers Font Font Effects Alignment Borders Background Cell Protection

Protection

Hide all Cell protection is only effective after the current sheet has been protected.

Protected Select 'Protect Sheet' from the 'Tools' menu.

Hide formula

Print

Hide when printing The cells selected will be omitted when printing.

Help Cancel OK

C4 fx Σ = 1240

A B C D E F G H I J K L M N O P Q R

1
2
3
4
5
6
7
8
9
10
11
12
13
14
15
16
17
18
19
20
21
22
23
24
25
26
27
28
29
30
31
32
33
34
35
36
37
38

Birds Spotted	
Common Name	Count
American Crow	1240
American Goldfinch	2425
American Robin	1919
Blue Jay	2619
Carolina Wren	797
Carolina/Black-capped Chickadee	2300
Common Grackle	1088
Cooper's Hawk	709
Dark-eyed Junco	2763
Downy Woodpecker	2902
European Starling	2170
Hairy Woodpecker	2202
House Finch	2210
House Sparrow	2126
Mourning Dove	1746
Northern Cardinal	2139
Northern Flicker	1395
Pileated Woodpecker	852
Purple Finch	1299
Red-bellied Woodpecker	1395
Red-breasted Nuthatch	1194
Red-winged Blackbird	1084
Tufted Titmouse	1395
White-breasted Nuthatch	2015
White-throated Sparrow	682

FORMAT CELLS

Numbers Font Font Effects Alignment Borders Background Cell Protection

Protection

Hide all Cell protection is only effective after the current sheet has been protected.

Protected

Hide formula Select 'Protect Sheet' from the 'Tools' menu.

Print

Hide when printing The cells selected will be omitted when printing.

Help Cancel OK

Flexible and friendly

New notebookbar

What about small factor laptops?

Classic still rocking and available

Shape editing



Office full

Open million

Access to a 0% Open

YOU editing... ANNE editing... THOMAS editing...

▼ Character

▼ Paragraph

▼ Area

▼ Shadow

^ Image

Brightness: 0% Contrast: 0%

Color mode: Default Transparency: 0%

0% 0%

0% 1.00

^ Line

None

Width:

Color:

Transparency: 0%

▼ Position and Size

Shape editing

Office
full

source, a
er of the
of

e.

a
source
it

a
source
it

ort, and
uch as
agement

for 3
tion to security maintenance and
t (other levels are provided by our

Office
full

pen
ion
the
ady,
ffice to

is to a
Open
with
formats

is to a
Open
with
formats

ccess to a
0% Open
ility, with
file formats

ccess to a
0% Open
ility, with
file formats

ccess to a
0% Open
ility, with
file formats

m Support,
d solution,
Document
ustom build software.

ported for 3 years, with a perpetual

ported for 3 years, with a perpetual

Character

Paragraph

Area

Shadow

Image

Brightness: 0% Contrast: 0%

Color mode: Default Transparency: 0%

0% 0%

0% 1.00

Line

None

Width:

Color:

Transparency: 0%

Position and Size

Signing Documents

Signing Documents

Shape editing

Shape editing

Shape editing

Office full

Signing Documents

Signing Documents

Shape editing

Shape editing

Office full

Source code, a source of the code.

Source code

Support, and such as management.

Supported for 3 years, with a **perpetual maintenance and updates** (other levels are provided by our partners).

Office full

Open source code, a source of the code.

Source code

Support, and such as management.

Supported for 3 years, with a **perpetual maintenance and updates**, an other levels are provided by our partners).

Office full

Open source code, a source of the code.

Source code

Support, and such as management.

Supported for 3 years, with a **perpetual maintenance and updates**, an other levels are provided by our partners).

Flexible and friendly

New notebookbar

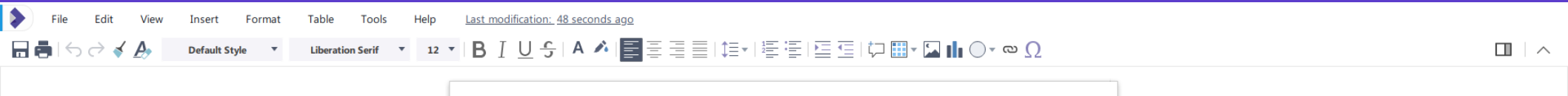
What about small factor laptops?

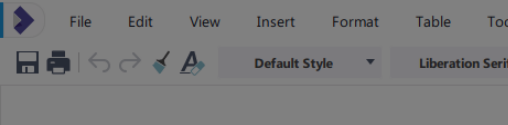
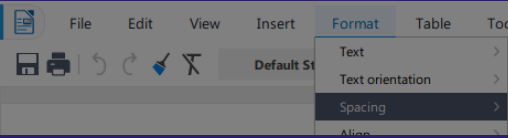
Classic still rocking and available

The screenshot shows the LibreOffice Writer interface. The menu bar includes File, Edit, View, Insert, Format, Table, Tools, and Help. The status bar at the top indicates the last modification time as Jul 11, 2019, 10:28 AM and the file name as Poetry-for-my-soul.odt. The font settings are Liberation Serif, size 72. The document content consists of two lines of Japanese text in orange: 草臥れて宿借る (Kusaburawarete yakujiru) and ころや藤の花 (Koroya fuji no hana). Below this is the English translation 'First snow' in black. A 'Download as' menu is open, showing options for PDF Document (.pdf), ODF text document (.odt), Word 2003 Document (.doc), Word Document (.docx), Rich Text (.rtf), and EPUB (.epub).



Make it yours!



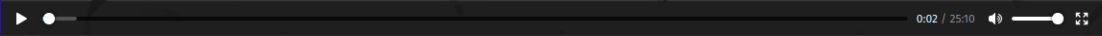


Make Online yours

How to customize Collabora Online

Pedro Pinto Silva

UB4.136
2020-02-01



Or tag along and help!

Styling

- Easier to spot the problems
- Better for consistency
- It's only getting better and ...

```
» --docs-font: 'Open Sans', 'Helvetica Neue'  
» --docs--pre-font: 'Consolas', 'Menlo', 'L'  
» /*LibreOffice Colors: https://wiki.document  
» -----[to do]  
» --blue1-txt-primary-color: 3, 105, 163;~  
» --green0-txt-primary-color: 16, 104, 2; /~  
» --orange1-txt-primary-color: 163, 62, 3;~  
» --gray-light-txt--color: #696969;~  
» --gray-bg-color: #EFEFEF;~  
}~
```

Make Open Source ROCK



Collabora Online - Communi X

https://collaboraonline.github.io

Collabora Online - Community Page

Home Docs Downloads

CODE

Collabora Online Development Edition

Download GitHub

Build Collabora Online

Are you interested in contributing but do not know where to start? Head over documentation or start of by following these step-by-step instructions and build CODE from scratch.

Build for Android

Are you familiar with Android development environment and interested to learn more while helping the project?


Easy Hacks

Check out the starting points for new developers on the project – usually with code pointers helping you to locate the area to hack on easily.

FAQ

Perhaps your question is one that we have been asked before; have a read, and let us know if not.

Make Open Source ROCK



Collabora Online Communit X

https://www.collaboraoffice.com/online/collabora-online-community-roundup-2/ 130%

Development Activity on Collabora Online GitHub Repository from October 8, 2020 to October 15, 2020

- Commits on LibreOffice master by the Collabora team: 32
- Total number of commits on Collabora Online master: 97

New Contributors

Congratulations to [Rizal Muttaqin](#), [Alan Verdugo](#), [corleone77](#), [Batuhan Görkem Benzer](#), [Dilaver Demirel](#), [Pelin Kuran](#), [Andreas Kainz](#), [Buğra Kurt](#), [Yusuf Keten](#), [Mücahid Aydın](#) for their first pull requests, and [elpraga](#) and [Julius Härtl](#) for reporting their first issues and improvement requests on our GitHub repository!

- Thanks to Rizal Muttaqin for [syncing our Colibre icon sets](#), making them [match the newest Colibre color scheme](#), and also [updating Impress sidebar icons](#), thus making the general look of Collabora Online more appealing and coherent in colors.
- Thanks to Alan Verdugo[0], corleone77[1], Batuhan Görkem Benzer[2] and Mücahid Aydın[3] for improving our Python scripts by fixing Pylint errors, thus increasing readability, and making them more developer-friendly.
- Thanks to Dilaver Demirel[0], Pelin Kuran[1] and Buğra Kurt[2] for fixing code styling issues on our Javascript files towards upgrading our eslint version to 4.0.0. This will bring a bunch of fixes and improvements for one of our depended libraries.
- Thanks to Andreas Kainz for [catching](#) the discrepancy between the widths of Style and Font dropdown lists, and [fixing it](#) quickly. He also has multiple other pull requests and issues created, currently in-review, aiming for different fixes and improvements such as [syncing COOL icon path with LibreOffice icon path](#), which will make it way easier to sync icon work between COOL and LibO in the future. Another pull request he is working on together with Pedro Pinto Silva is on [revamping the menubar content](#) and arrangement to be in alignment with LibreOffice.
- Thanks to Yusuf Keten for [porting](#) unique pointers in wsd to Util::make_unique(), thus preventing possible memory leaks.

Thank you all, and welcome aboard! 😊



Pedro Pinto Silva

@PedroPS @CollaboraOffice

collaboraonline.org

collaboraonline.github.io

**Open Source,
Open First**